

Assunto: : KDE Desktop

Tópico: : Configurar vídeo 1920x1080 no VirtualBox.

Re: Configurar vídeo 1920x1080 no VirtualBox.

Autor: : Dalton

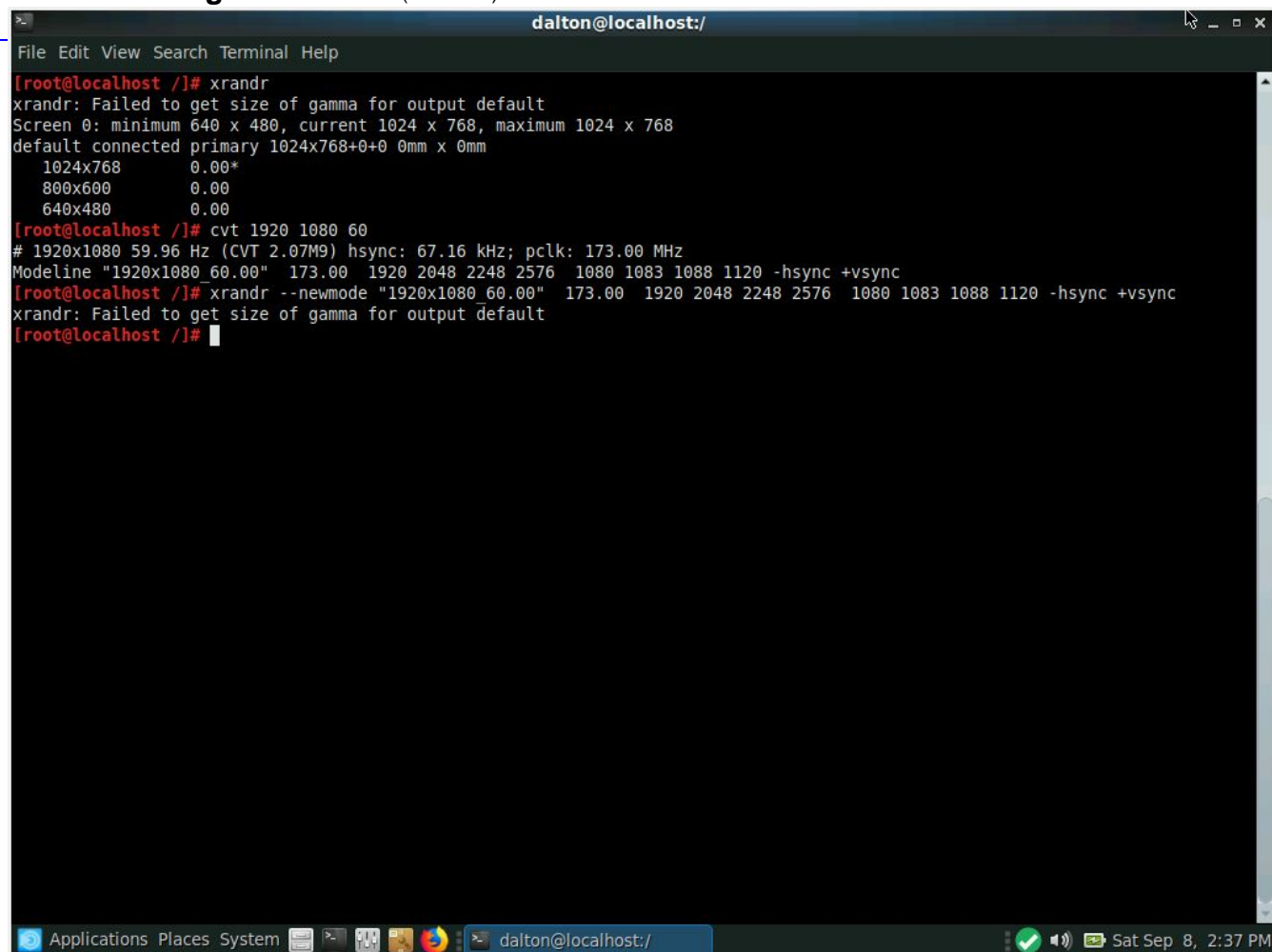
Data: : 08-09-2018 14:42:43

URL:








Ao tentar adicionar uma nova resolução surge esse erro no xrandr

Anexar arquivo:

 TelaConfiguracao.JPG (81.31 KB)



```
dalton@localhost:/  
File Edit View Search Terminal Help  
[root@localhost ~]# xrandr  
xrandr: Failed to get size of gamma for output default  
Screen 0: minimum 640 x 480, current 1024 x 768, maximum 1024 x 768  
default connected primary 1024x768+0+0 0mm x 0mm  
 1024x768    0.00*  
  800x600    0.00  
  640x480    0.00  
[root@localhost ~]# cvt 1920 1080 60  
# 1920x1080 59.96 Hz (CVT 2.07M9) hsync: 67.16 kHz; pclk: 173.00 MHz  
Modeline "1920x1080_60.00" 173.00 1920 2048 2248 2576 1080 1083 1088 1120 -hsync +vsync  
[root@localhost ~]# xrandr --newmode "1920x1080 60.00" 173.00 1920 2048 2248 2576 1080 1083 1088 1120 -hsync +vsync  
xrandr: Failed to get size of gamma for output default  
[root@localhost ~]#
```

Applications Places System       dalton@localhost:/  Sat Sep 8, 2:37 PM